

CDOT REGIONAL OFFICE #5
Durango, CO

Mike McVaugh, Director
3803 North Main Avenue, #306
Durango, CO 81301



Summary Observations

An on-site ADA survey was conducted October 6, 2016, by Patrick Going, ADA Consultant. All observations are based on the *2010 ADA Standards for Accessible Design*. These Standards may be found at www.access-board.gov.

CDOT Region 5 is managed out of its own multi-story building north of downtown Durango. There are only a few areas in the building to which the public may visit. Most of the offices are for CDOT employees only.

Parking

There are two parking areas. The area on the east side of the building has 45 spaces with no designated accessible parking spaces. The parking area behind the fence - which is open to everyone from 8 to 5 - has 93 spaces with two accessible 'van' .

Path-of-Travel

The route from the accessible parking spaces to the building is acceptable with the exception the long ramp to the front entrance should have a 5' level landing 30' from the bottom.

Rest Rooms

The men's and women's rest rooms are basically acceptable with the exception that they only have an ambulatory toilet stall, not the full size accessible stall. This would be problematic for anyone who uses a wheelchair and can not manage to use the side grab bars to access the toilet. Add restroom signs on the wall on the latch side of door for the men's and women's restrooms.

The pipes under the sinks need to be wrapped. The door pressure is 15 lbs which should be reduced to 5 lbs.



ADA Graded Summary*
***Based on 2010 ADA Standards for Accessible Design**







Excellent



Moderate



Poor

Parking 	Path-of-Travel to Building/Services 	Restrooms 	Conference Rooms 
119 spaces/2 ‘van’ accessible spaces.	Paved surface, curb cuts, OK ramp slope	Women’s and Men’s wrap sink pipes. No full size accessible toilet stall. Reduce door pressure to 5 lbs.	Minor issue - replace round doorknobs with levers

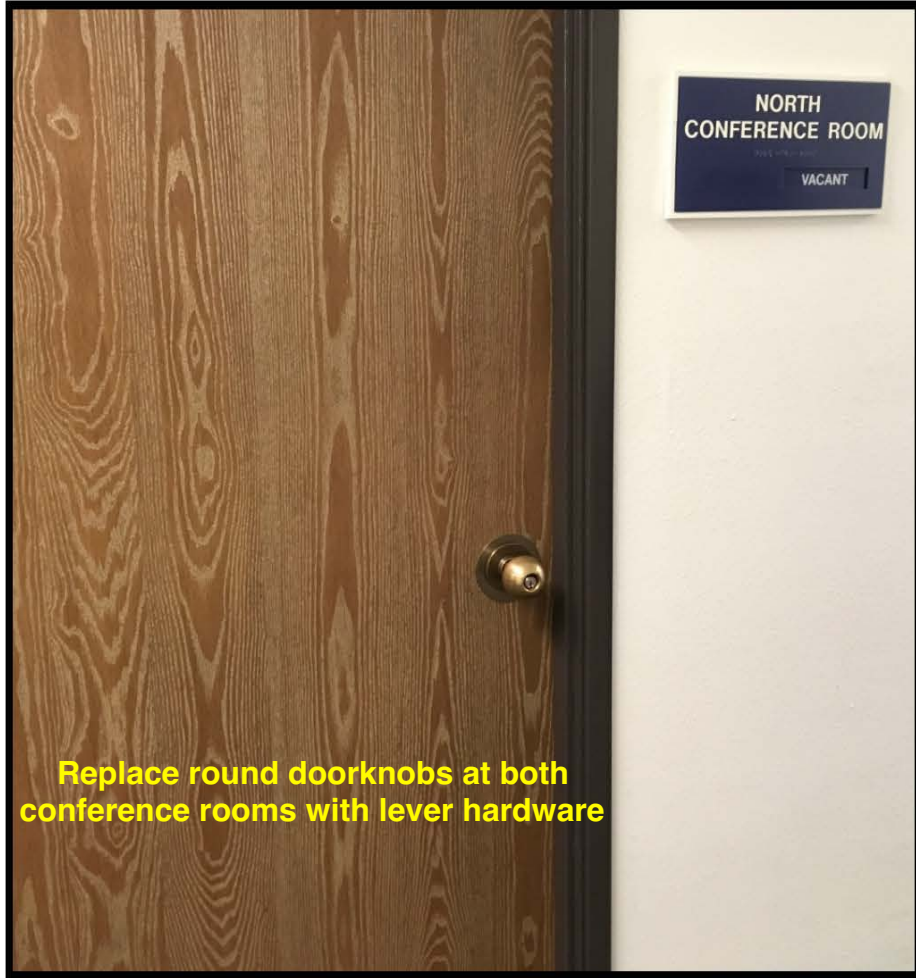
Recommendations	
Description	Priority
Add restroom signs (raised letters and Braille) on wall, latch side of door. (703.4.2)	Immediate
Add sign at restrooms at front entrance indicating an accessible bathroom is available back of building - ask staff for assistance (216.3 & 703.5)	Immediate
Ensure equipment or other obstacles not stored in parking access aisles (502)	Immediate
Replace round doorknobs at Conference rooms with lever hardware (405.2.7)	Immediate
Reduce opening door pressure on restroom doors (404.2.9)	Immediate
Wrap drain pipes under restroom sinks (606.5)	Soon
Construct a full size accessible toilet stall in each restroom (213.3.1 & 604.8.1)	Future
Create 5’ landing on ramp, 30’ from bottom (405 & 405.6)	Future
When repainting parking lot behind fence, create two new ‘regular’ accessible parking spaces with a shared access aisle (502 & 208)	Future





Good power assist door





Replace round doorknobs at both conference rooms with lever hardware

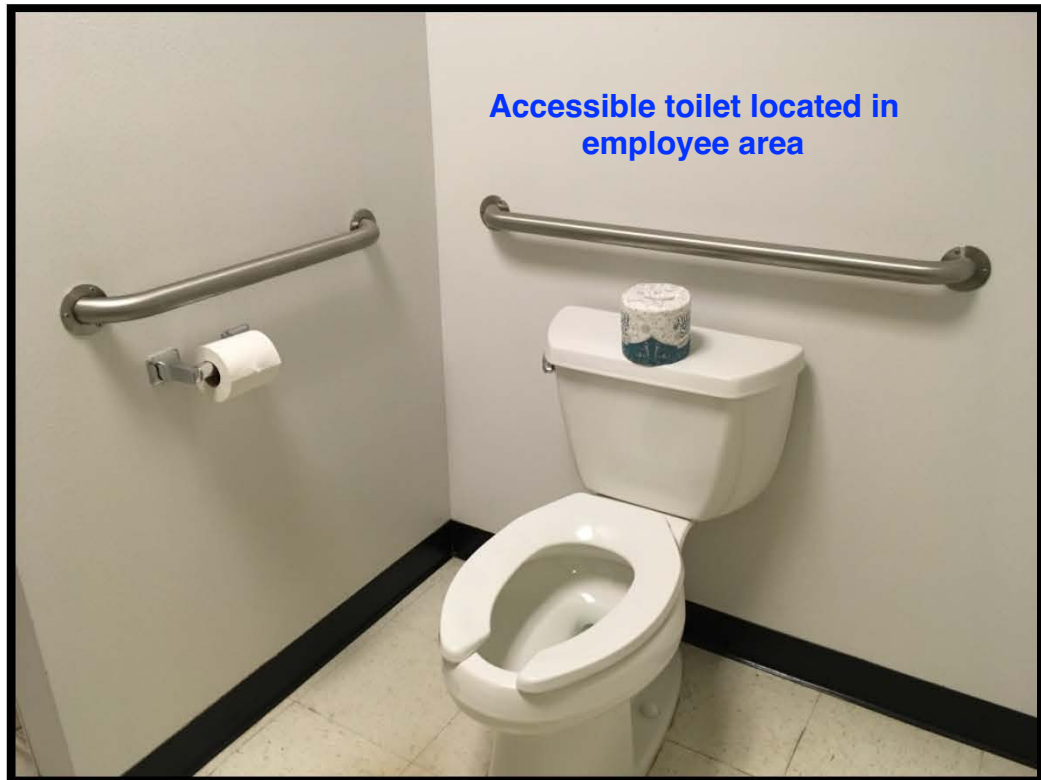


Plenty of space to move about





Transfer shower located in employee area



Accessible toilet located in employee area